

# UNIVERSAL FILLER TUBE & STICK

## for 200, 200-4R, 350 & 400









### K35999U

To attain the proper fluid level on certain units, it will be necessary to shorten the tube furnished. No alteration is ever necessary on the stick.

The best method to cut the tube is a tubing cutter, although a hacksaw will work quite well. The pictures below show the direction and attitude of attaching the clip and the proper amount to cut from the top of the tube.

Reference to 'PBOC' is  
**P**ontiac,  
**B**uick,  
**O**ldsmobile,  
**C**adillac.

<p><b>400 CHEVY</b></p> <p>3" Deep Pan Cut tube 5/8" from top. Use clip as pictured.</p> <p>1 3/4" Shallow Pan No cutting necessary. Clip installed as pictured.</p> 	<p><b>200 CHEVY</b></p> <p>Cut 1 1/4" from top of tube. Use clip as pictured.</p> 	<p><b>200-4R PBOC</b></p> <p>Cut 1 1/4" from top of tube. No clip necessary.</p> 
<p><b>350 CHEVY</b></p> <p>No cutting necessary. Use clip furnished.</p> 	<p><b>350 PBOC</b></p> <p>No cutting necessary. No clip necessary.</p> <p><b>400 PBOC</b></p> <p>No cutting necessary. * Use stud furnished.</p> <p><b>200 PBOC</b></p> <p>Cut 1 1/4" from top of tube. * Use stud furnished.</p> 	<p><b>* USE OF STUD</b></p> <p>Will replace the attaching bell housing bolt and allow tab to set back from case, as pictured on 200 and 400 PBOCs.</p> 

### This Filler Tube & Stick also will fit:

**Jeep with 400 transmission.**  
 No cutting necessary.  
 Use clip as needed.

**S-10 with 200 transmission.**  
 '82 only. Cut tube 1 1/4" from top and use clip as needed.

**350 Vega.**  
 No cutting necessary.  
 Use clip as needed.